

# NISSAN | JUKE



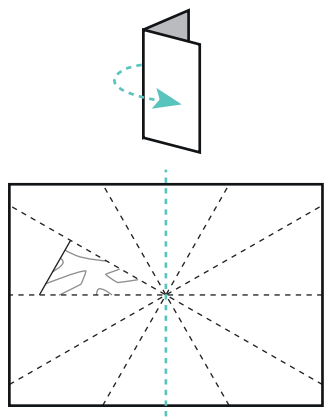
UŻYJ TEGO SZABLONU JAKO WZORU LUB WYKORZYSTAJ PAPIER DOWOLNEGO ROZMIARU



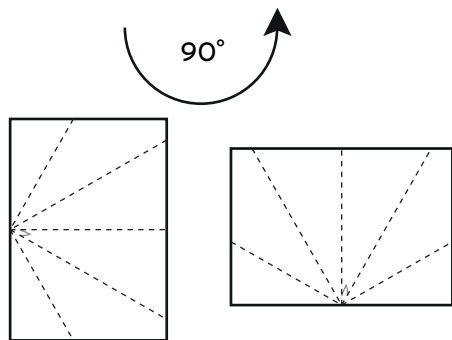
———— WYTNIJ

----- ZŁÓŻ

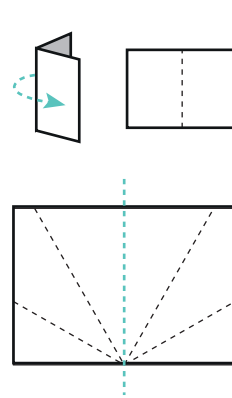
Kroki 3 i 4 przedstawiają wskazówki, które ułatwią prawidłowe złożenie papieru w kroku 5.



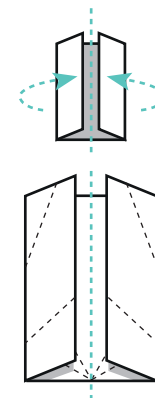
**1**



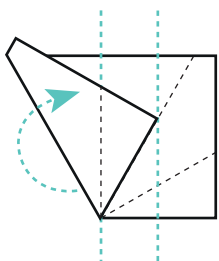
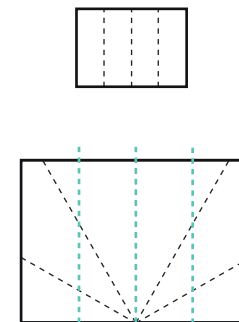
**2**



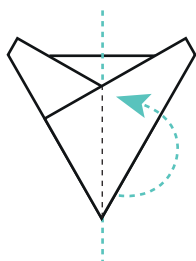
**3**



**4**



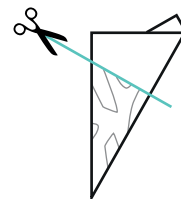
**5**



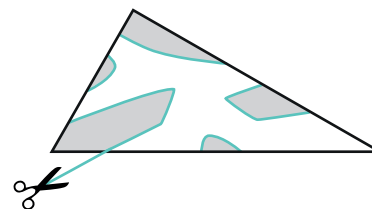
**6**




**7**



**8**



**9**



**10**